

HOW TO DO YOUR BEST ON A  
MCCANN ASSOCIATES

# FIREFIGHTER WRITTEN TEST

(A guide to familiarize you  
with our question formats  
and test instructions)



**McCann**  
Associates

800 Township Line Road, Suite 300  
Yardley, PA 19067

Tel: 609-359-7228 Toll Free: 866-933-0508

[www.mccanntesting.com](http://www.mccanntesting.com)

Copyright - McCann Associates

No part of this booklet may be reproduced by any  
means, except with express written authorization

## INTRODUCTION

McCann Associates has prepared this guide to give each candidate the opportunity to prepare for the test. Many persons have never taken a Firefighter entrance test or may have taken a different one. Most people tend to be fearful of the unknown, and this guide is intended to familiarize you with our question formats and the instructions for taking the test. If you study this guide, you should be able to concentrate your efforts during the test itself on reading and answering the questions.

This guide consists of four parts: questions about test taking, information about typical question formats, sample questions, and the test instructions. The key answer for each sample question is given and, with some of these questions, an explanation about the key answer is also given.

Don't try to memorize the answers to the sample questions; none of these questions will be on the test. However, by carefully studying these questions, you can become familiar with the style and format of our questions. The test instructions appear exactly the way they are on the front and back covers of the examination question booklets.

## DESCRIPTION OF THE TEST

The test consists of three separately timed parts. The first two parts are contained in the first examination question booklet, Booklet I. A separate answer sheet is provided for one part of the test, Visual Pursuit. The last part is contained in a separate examination question booklet, Booklet II. The front and back covers of these booklets and the front of the Visual Pursuit answer sheet contain information and instructions on how to use the booklets and the accompanying answer sheets. Reproductions of the front and back covers and the front of the Visual Pursuit answer sheet are attached at the end of this guide. Familiarize yourself with these instructions before the test and reread the front and back covers on the day of the test. There are separate instructions for the two parts of the test contained in Booklet I, which are given to you later in this guide when we discuss those areas in more detail.

## THE BEST ANSWER

Your task in each question is to choose the *best* or most acceptable answer from among the five choices. The basis for the official key answer is not absolute rightness or wrongness, but comparative rightness. The key answer must be the *best* answer; that is, it must be *better* than any of the other four choices. There may be another answer, which is not among the five choices, which is a better answer than any of the five choices. Even if this is true, it is still your task to choose the *one* choice that is the best answer of the five choices given. To help you remember that your task is to choose the best or most acceptable answer, many questions include a superlative, such as "the most important reason," "the best course of action," "best describes," or "most likely to be."

## TO GUESS OR NOT TO GUESS

The instructions you will find on the front covers of the test booklets include the following statement:

**All questions have equal weight. Do not open this booklet until the monitor tells you to "Begin the test."**

Each of the 56 questions in Booklet II has equal weight. In Booklet II, there is no penalty for guessing. If you answer 45 questions correctly and 11 questions incorrectly, you will be given full credit for 45 correct answers. If you answer 45 questions correctly, 8 questions incorrectly, and fail to answer 3 questions, you will also be given full credit for 45 correct answers.

If you fail to answer one or more questions, you will not get credit. If you guess at the answer to one or more questions, you will get credit for any correct answers. Consequently, you should record an answer to every question – the answer that seems best to you – even though you may not be *sure* that it is the best answer.

This advice does *not* apply to the questions in Booklet I. The proper way to approach these questions will be discussed later in this guide.

## TAKE TIME TO BE CAREFUL

There are 56 questions in Booklet II with a time allowance of 1¾ hours (105 minutes). This time allowance is sufficient so that most candidates, even those who read slowly, should be able to finish each booklet. However, it is extremely important to plan your time and to pace yourself.

During the actual test, the monitor will periodically announce the amount of remaining time that you have to complete the test, in order to assist you in pacing yourself. It is a good test-taking technique to check your time regularly to see whether you are on schedule. In Booklet II, you should answer five questions in 10 minutes.

Take the time to read and answer the questions carefully, because rushing may cause mistakes. It's better to have answered only 50 questions, because you took enough time to be careful, than to rush through all 56 questions and make mistakes.

In Booklet I, there are two tightly timed tests that require you to work as rapidly as possible and answer as many questions as you can within the time limit. Additional instructions on how to best answer these questions will be presented later.

## TOUGH QUESTIONS

There probably will be some difficult questions. Don't spend too much time trying to figure out the answer to a tough question. It is usually wiser to skip a tough question (don't forget to skip the space on the answer sheet!), and answer the rest of the questions. Mark each question you skip in the booklet so that you can find it later. When you have finished all the questions in Booklet II, go back and answer the tough questions that you skipped. If you spend too much time on tough questions, you may have to hurry or you may not have sufficient time to answer all the questions (possibly including some easier ones that might appear later in the test).

## "TRICKINESS"

The test does not contain trick questions. However, a question that is not tricky for a candidate who knows the answer may seem tricky to someone who doesn't. The test creators try to make wrong answers attractive to persons who are poorly qualified. The wrong answers are intended to be incorrect, but nevertheless, wrong answers can't be so silly that no one would ever answer any questions incorrectly.

A candidate may believe an answer is correct, but feels that the answer is too easy or too obvious and that there must be a hidden meaning. Such a candidate may search for a hidden meaning and may be convinced that a right answer is wrong, simply by looking for a trick where there is none.

## REVIEWING AND CHANGING YOUR ANSWERS

If you have time after you have answered all of the questions, go back and make sure that you have answered every question and that you have put all your answers in the right places. Also check that you have chosen and marked the best answer. However, don't change your original answer unless you are absolutely sure that your original answer is wrong, or that you marked the wrong answer on the answer sheet.

Many studies have been made of the erasures on answer sheets. The likelihood is about two to one that a candidate will erase a correct answer and change it to a wrong answer. This is why we suggest that you don't change your answer unless you are positive that the answer you originally recorded is wrong.

## "NEGATIVE" QUESTIONS

Most of the questions are "positive" questions, that is, they ask for "the best" answer or "the most important reason" or "the best course of action," etc. A much smaller number of questions are "negative," in that they ask for "the LEAST desirable course of action," "the LEAST important principle," etc.

Many times it is just as important to know what is wrong as it is to know what definitely should *not* be done because it would make an already bad situation even worse. This is why "negative" questions are included in the test. Some candidates tend to overlook the "negative" and try to answer a question which asks for the "LEAST desirable" as though it asks for the "most desirable." The best indication that you have made this mistake is when you find what appear to be two or more good answers to a question. When this occurs, immediately check the question to see if it asks for a positive or negative answer.

## WHAT TYPES OF QUESTIONS?

All of the questions test the abilities which are important to successful job performance as a Firefighter. Most of the questions deal with situations that a Firefighter might encounter, but no training in firefighting is necessary in order to answer the questions. Some of the questions are nonverbal and test your ability to observe objects in three dimensions, or to visually concentrate on a continuing task. The other questions are verbal and can be answered by any person who reads books and newspapers, watches television, and has an interest in mechanics and building construction. ***No previous training or experience in firefighting is necessary to earn a passing score on this test.***

The questions will be in one of four formats: 1) the regular format, 2) the understanding and interpreting fire service table and text format, 3) the spatial visualization format and 4) the visual pursuit format. In the following sections, we discuss each of the four formats.

## THE REGULAR FORMAT

The stem of each question describes the task that you must do to answer the question. The stem of Sample Question 1, on the following page, is marked to help you understand the term "stem." The task may be to identify the "best reason" or the "most advisable course of action" or a different kind of task. First read the stem of the question and try to understand its task.

After you understand the task, read each choice. If you are reasonably sure that a choice is wrong, put an "X" beside the choice letter in the question booklet. (See Choices C and D in Sample Question 1.) On the other hand, if you are fairly sure that a choice is the best answer, put a T in front of that choice to indicate that fact. (Choice E in Sample Question 1 is marked as the best answer.) If you aren't sure if a choice is right or wrong, don't make any marks. (See Choices A and B in Sample Question 1.)

After you have read all the choices and marked the ones you are sure are either right or wrong, you may find that there is only one choice which you are sure is the best. If so, mark it on the answer sheet. There may be no answer which you are sure is the best, but you may have marked off one, two, or even three choices that are wrong. This will leave you with four, three, or possibly only two choices which aren't crossed off. At this point, exercise your judgment and choose one of those choices that you have not crossed off, and record it on the answer sheet. If you have no idea which of the choices not crossed off is the best, then perhaps this is a "tough question." You might want to postpone answering it until you have gone through the rest of the test.

## SAMPLE QUESTION 1

STEM [ Firefighter Y likes to read books late at night. Y reads in bed in the fire station sleeping area. In order to read, Y uses a very bright light. The light disturbs Firefighter X, who sleeps next to Y. Which one of the following is the best course of action for X to take in this situation?

- (A) X should tell Y to turn the light out and go to bed.
- (B) X should say nothing to Y, and learn to sleep with the light on.
- X (C) X should write an unsigned letter to the Officer in charge complaining about Y.
- X (D) X should wait until Y turns out the light and then turn on the light and begin to read.
- T (E) X should tell Y that the light is keeping X awake, and ask Y to read somewhere else, or at another time.

The key answer is (E).

Choices C and D have been marked with an X to show that they are wrong answers. Choice D doesn't correct an unacceptable situation, but instead creates an additional problem. Choice C complicates the problem by unnecessarily involving a superior Officer. Choice A might correct the situation, but probably would antagonize Firefighter Y. Choice B does nothing to correct the situation and is certainly not going to allow X to get the rest needed to perform a Firefighter's duties. Choice E is

correct, because it deals with the problem in a way that is likely to correct it without antagonizing Firefighter Y. A ✓ has been placed next to (E) to indicate that it is the best choice.

## INTERPRETING TABLE AND TEXT MATERIAL AND MAP READING

There are some questions which involve interpreting a quoted text (reading material). The stem starts with text, which is contained within quotation marks (see Sample Question 2). The quotation is followed by a question which asks you to interpret the quotation or to draw a conclusion from it. No training or experience in firefighting is needed to answer these questions, because the answer is contained in the quotation. Base your answer on what it says in the quotation, rather than on your outside knowledge. The quotation controls the choice of an answer even though you may think that the text isn't right.

### SAMPLE QUESTION 2

QUOTATION [ "More large-loss fires occur about the second week of a month. Relatively few large-loss fires occur at the beginning of a month, and the last day of the month is the least likely day for a large-loss fire. This pattern holds true for every month of the year and suggests a non-chance factor at work in the occurrence of large-loss fires. Since this factor is related to a monthly pattern, one would suspect the factor may be of a monetary nature."  
Which one of the following is most likely to be the "non-chance factor"?

- X (A) Vandalism during school vacation periods.
- T (B) Arson motivated by poor business conditions.
- X (C) Lightning during dry fall and spring thunderstorms.
- (D) High hazards created by stocking flammable material.
- X (E) Lower fire department manning caused by summer vacation patterns.

The key answer is (B).

First read the quotation carefully and thoroughly to understand what it is saying. Then read the question and identify the task which is required. Look back at the quotation to be clear on what the quotation says in regard to the question. Then read each of the choices and mark each with an X or a T, just as you did for regular questions. Remember that the X indicates a choice which clearly is not based on the quotation, and the T indicates a choice which is clearly based on the quotation. Then choose the answer you believe is the best answer. Note that, in Sample Question 2, Choice B was marked with a T and Choice D was not marked at all. After reading the quotation again, the only correct conclusion is Choice B, because this selection strongly implies that the fires are set purposely and business conditions are definitely monetary in nature. However, it is important to read the remaining choices even though you think Choice B is correct. Choices A, C and E are clearly wrong, since they imply a difference during certain months as opposed to other months and the selection clearly states "the pattern holds true for every month of the year."

In the actual test, there are also questions involving material that is presented in the form of a table instead of a reading selection. Your task is to study the information in the table and then to answer each question based *only* on the information contained in the table. The best way to understand a Map Reading Test is to study a sample test. On page 12, you will find a sample Map Reading Test.

## SPATIAL VISUALIZATION FORMAT

The first 14 questions in Booklet I are a nonverbal test of spatial visualization. The 14 Spatial Visualization questions are a separately timed test with a time limit of six minutes. The instructions for the test include the following statement:

**"All questions have equal weight. Your score will be based on the number of questions which you have answered correctly plus one-fifth of the number of questions for which no answer is recorded."**

For these questions, you should *not* spend the entire time period determining the best answer for each question. This test is designed so most people will *not* be able to answer all of the questions. Even though you won't be able to answer all of the questions, you should continue to study and try to answer each question. There is no benefit to randomly marking answers for questions you have not studied, since the 1/5 credit for unrecorded answers makes it unprofitable for you to take time to do this. This doesn't mean that you shouldn't guess at answers to questions you have taken time to study. If you can eliminate some of the choices, but are not completely sure which of the remaining choices is correct, it is in your best interest to guess. However, if you have not looked at the question at all, there is no advantage to randomly selecting a choice as the correct answer.

## VISUAL PURSUIT FORMAT

The second part of Booklet I is a nonverbal Visual Pursuit Test. The Visual Pursuit Test is also a separately timed test. You are allowed five minutes to answer 30 questions. Most candidates will *not* be able to answer all of the questions within that time limit.

The best way to understand the Visual Pursuit Test is to study the practice test on page 15 of this guide. Instructions which are similar to the instructions for the actual test are presented along with samples of the question format and explanations. You will be given 1/5 credit for each question for which you do not record an answer. Don't waste time randomly filling in answers for questions you have not completed. Spend the time studying and answering the questions.

## THE DAY OF THE TEST

We realize that taking a written examination can make a person tense and fearful. We hope this study guide has eliminated most of your fear. The most important advice we can give you is to try to enter the testing room in a positive, cheerful frame of mind, with as much self-confidence as possible. Tell yourself, "I'm going to read each question and all the choices carefully, and then I'm going to select the best answer. If I'm not sure of the answer, I'm not going to worry about it. Instead, I'm going to skip it and go on to the next question." With this frame of mind, you should do well. It is also a good idea to get a good night's sleep before the examination and to allow yourself plenty of time to get to the examination room, so you don't feel rushed because you're late.

## CONCLUSION

Studying this guide will not increase your level of knowledge, ability, or skill in firefighting. However, if you read and study this guide and the questions that accompany it, you should be better able to do your best on the written test.

*Following are some sample questions and explanations of their answers.*

### SAMPLE QUESTIONS 3 THROUGH 10

3. An off-duty Firefighter, while walking in his neighborhood, sees a young mother with her five-year-old son sitting on a park bench. He sees that the boy has a box of wooden matches which he is striking one by one, watching them burn. The mother seems to think that this is cute. Which one of the following actions is best for the Firefighter to take in this situation?
- (A) To ignore the situation and continue walking.
  - (B) To call a Police Officer and allow the Officer to handle the situation.
  - (C) To go up to the woman and tell her that she is foolish to let her son play with matches.
  - (D) To grab the matches away from the boy without saying anything to the mother and then to continue walking.
  - (E) To introduce himself to the woman as a Firefighter, and warn her of the dangers of letting her son play with matches.

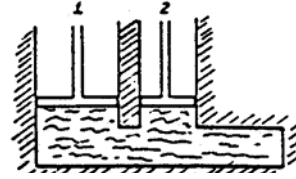
Explanation - Choices C and D both unnecessarily antagonize the mother. Choice A does nothing to correct a potentially dangerous situation. To follow the course of action suggested by Choice B merely shifts the responsibility from the Firefighter to the Police Officer. Choice E is the best course of action because it warns the mother of the potential danger in a way that would not be likely to antagonize her. Therefore, the best choice for this question is Choice E.

4. Which one of the following is the most important reason why smoking in bed is considered a serious fire hazard?
- (A) Because mattresses catch fire quickly and burn readily.
  - (B) Because the smoker may fall asleep holding a lighted cigarette.
  - (C) Because statistics show that most serious fires in residences occur at night.
  - (D) Because the material in most mattresses gives off a poisonous gas when it burns.
  - (E) Because the smoker, while awake, may drop the cigarette on the mattress and set the bed on fire.

Explanation - Choices A and D are not true statements; therefore, they cannot be the most important reasons why smoking in bed is considered a serious fire hazard. Choice E cannot be the most important reason, because if the smoker was still awake he would either see the cigarette or smell the smoke, so a serious fire would not occur. Choice C is not the best choice because it deals with all fires in residences at night and not specifically with smoking in bed as a fire hazard. Of the choices listed, Choice B is the best answer to this question.

There will be questions in the test that deal with the application of mechanical principles, such as the operation of pulleys, gears and valves, and the movement of water in containers.

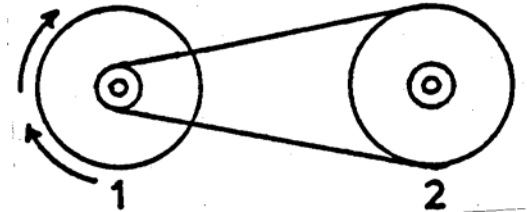
5. The drawing to the right represents two connected cylinders filled with water as shown. The diameter of piston 1 is twice as great as the diameter of piston 2. Assume that piston 1 is pushed down 6 inches with a force of 25 pounds. Which one of the following best describes the effect on piston 2?



- (A) Piston 2 would move up 6 inches with a force of 25 pounds.
- (B) The water would compress so that piston 1 would move up only very slightly.
- (C) Piston 2 would move up a distance less than 6 inches with a force less than 25 pounds.
- (D) Piston 2 would move up a distance greater than 6 inches with a force less than 25 pounds.
- (E) Piston 2 would move up a distance greater than 6 inches with a force greater than 25 pounds.

Explanation - Since the space occupied by piston 2 is only one-half as wide as the space occupied by piston 1, piston 2 must move up a greater distance than piston 1 is pushed down. Since piston 2 is being pushed up a greater distance than piston 1 is pushed down, the force of the push will be less than 25 pounds. Therefore, Choice D is the correct answer.

6. The drawing to the right shows two shafts, with large and small pulleys firmly attached to each. The pulleys are connected by a belt as shown. Both of the pulleys on shaft 1 make the same number of revolutions per minute, turning in the direction of the arrows. Which one of the following best describes both the direction and the relative speed of the large pulley of shaft 2?



- (A) The large pulley of shaft 2 will turn clockwise and slower than the small pulley of shaft 1.
- (B) The large pulley of shaft 2 will turn clockwise and faster than the small pulley of shaft 1.
- (C) The large pulley of shaft 2 will turn clockwise and at the same speed as the small pulley of shaft 1.
- (D) The large pulley of shaft 2 will turn counterclockwise and faster than the small pulley of shaft 1.
- (E) The large pulley of shaft 2 will turn counterclockwise and at the same speed as the small pulley of shaft 1.

Explanation - Since shaft 1 is turning clockwise, shaft 2 must also be turning clockwise. Since the small pulley of shaft 1 is turning the large pulley of shaft 2, the small pulley of shaft 1 must be turning more quickly than the large pulley of shaft 2. Therefore, Choice A is the correct choice.

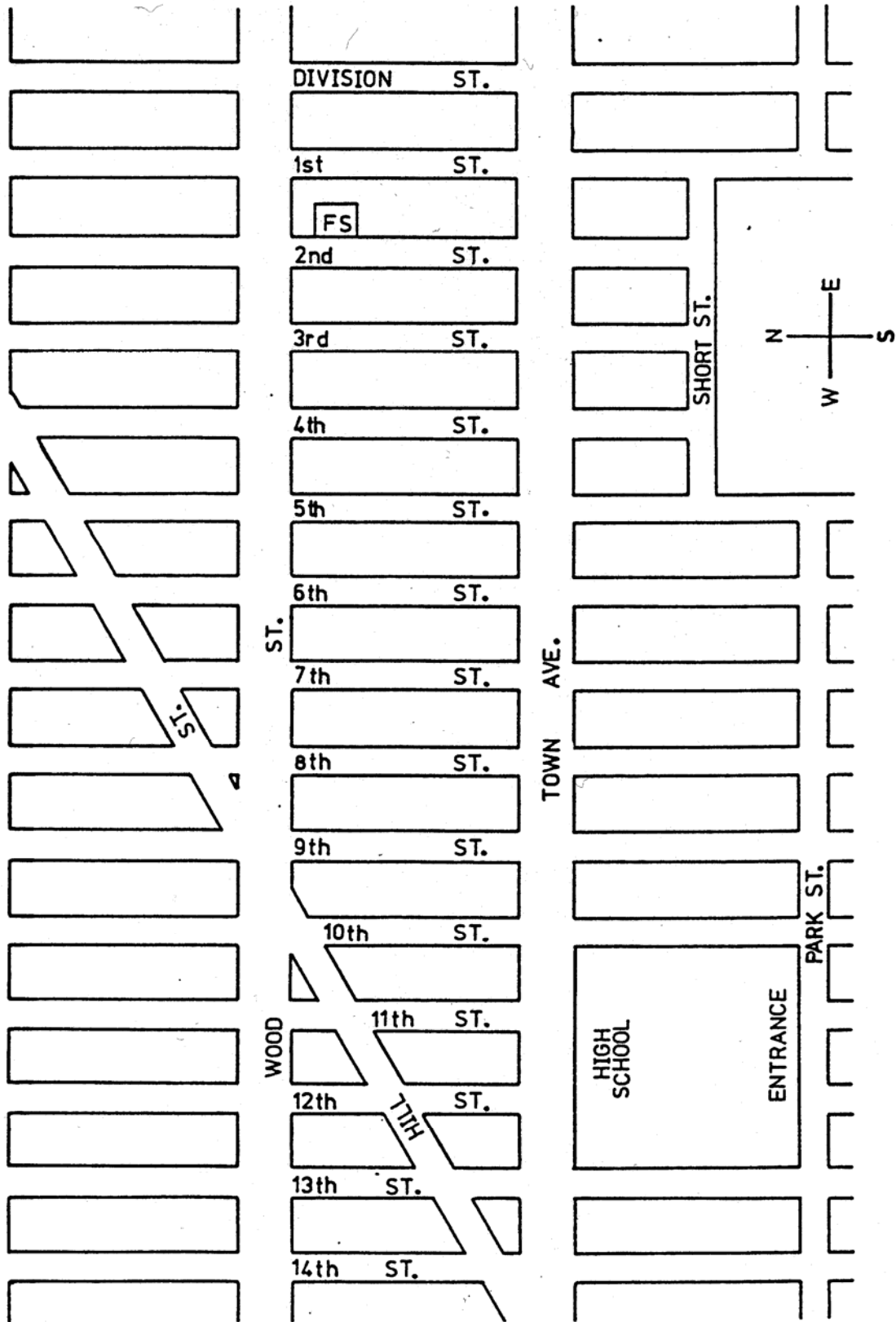
*Sample Questions 7 and 8 are Interpreting Text questions. These two sample questions are based on the same quotation. In the actual test, more than one question can be based on a quotation.*

### Characteristics of Explosives

"Many explosives do not need outside oxygen to burn or explode. Most explosives contain enough oxygen in their chemical makeup for complete burning. This is why extinguishing agents of the smothering type are ineffective on already burning explosives. When involved in a fire, some explosives only burn while others burn to a point and then explode. What happens depends on the nature of the explosive, the temperature, and the pressure; i.e., the degree of confinement. The greater the degree of confinement, the greater the rate at which a given explosive reacts."

7. According to the selection, which one of the following factors has the greatest effect on the rate at which a given explosive reacts?
  - (A) The amount of oxygen in the explosive.
  - (B) The degree of confinement of the explosive.
  - (C) The pressure at which the explosion occurred.
  - (D) The temperature at which the explosion occurred.
  - (E) The amount of oxygen in the air around the explosive.
  
8. According to the selection, which one of the following is the most important reason why extinguishing agents of the smothering type are often ineffective on burning explosives?
  - (A) Because many explosives burn without using any oxygen at all.
  - (B) Because energy from burning explosives is released very rapidly.
  - (C) Because explosives are lighter than the extinguishing agents of the smothering type.
  - (D) Because heat from the burning explosives causes the smothering agents to break down.
  - (E) Because many explosives contain enough oxygen in their chemical makeup to burn without outside oxygen.

MAP OF DOWNTOWN Y-BURG



Use the map of downtown Y-burg, shown on the preceding page, to answer Questions 9 and 10. The following facts about Y-burg's streets are needed to interpret the map and answer the questions:

- 1- All even-numbered streets are one-way northbound. All odd-numbered streets are one-way southbound. All other streets are two-way.
  - 2- Not more than 100 street address numbers are possible within each block. On the east-west streets, street numbers in the first block west of Division Street start with 001, the second block west with 101, the third block west with 201, etc. Even-numbered addresses are on the north side of streets running east and west, and the east side of streets running north and south.
  - 3- Fire department policy prevents fire vehicles from traveling the wrong way on one-way streets.
  - 4- The square marked "FS" shows the location of the fire station.
9. Which one of the following is most likely to be the address of the entrance to the high school?
- (A) 1101 Park Street.
  - (B) 1200 Park Street.
  - (C) 1201 Park Street.
  - (D) 1300 Park Street.
  - (E) 1301 Park Street.
10. Which one of the following is the shortest route from the fire station to the northeast corner of 13<sup>th</sup> and Hill Streets?
- (A) Turn right out of the station. Turn left onto Wood St. to Hill St. Turn left onto Hill St.
  - (B) Turn right out of the station. Turn left onto Wood St. to 13<sup>th</sup> St. Turn left onto 13<sup>th</sup> St.
  - (C) Turn left out of the station. Turn right onto Town Ave. to 13<sup>th</sup> St. Turn right onto 13<sup>th</sup> St.
  - (D) Turn left out of the station. Turn right onto Town Ave. to Hill St. Make a sharp right turn onto Hill St.
  - (E) Turn left out of the station. Turn right onto Town Ave. to 12<sup>th</sup> St. Turn right onto 12<sup>th</sup> St. to Hill St. Turn left onto Hill St.

Explanation - Since the entrance to the high school is on the north side of Park Street, the address must be an even number (Fact 2). Therefore, only Choices B and D are possible correct choices. The 1300 Park St. address is between 13<sup>th</sup> Street and 14<sup>th</sup> Street; therefore, (D) cannot be the correct answer. Although the exact location of the entrance is not shown on the map, only (B), 1200 Park Street, is a possible answer. Therefore, B is the correct answer to Question 9.

Fact 3 states that fire vehicles are prohibited from traveling the wrong way on one-way streets. The door to the fire station is on 2<sup>nd</sup> Street, which is one-way northbound. Therefore, the fire vehicles must turn right out of the fire station. From that point, the shortest route from the fire station to the northeast corner of 13<sup>th</sup> and Hill Streets is described by (A). Therefore, A is the correct answer to Question 10.

OFFICIAL KEY ANSWERS TO SAMPLE QUESTIONS 3 THROUGH 10

<u>Question No.</u>	<u>Key Answer</u>
3	E
4	B
5	D
6	A
7	B
8	E
9	B
10	A

## Spatial Visualization Test Practice Test

Read the instructions on this page. You are NOT to turn the page for any reason until the Monitor instructs all the candidates at once to "turn the page and begin the test."

The questions in this part are not intended to be tricky or misleading. Read each question carefully before answering.

You are to select one choice, and only one, to each question. The choice you are to select is the choice you believe to be the most acceptable of the choices offered. The choice you select for each question will be scored right or wrong on the basis of the standard answer which has been determined to be most acceptable.

In this part, there are 14 questions based on 12 groups of touching cubes. In some cases, two questions are based on one group of cubes; in other cases, there is only one question. All the cubes are exactly the same size, and the cubes are not glued or held together in any way. There are only enough hidden cubes to support the ones you can see. You are to find out how many cubes in that group touch the numbered cube. A cube is considered to touch the numbered cube if any part, even an edge or corner, touches.

PRACTICE TEST – Time limit 5 minutes

A sample group of cubes and two questions are shown below:



X. How many cubes touch Cube X?

- (A) 2.
- (B) 3.
- (C) 4.
- (D) 5.
- (E) 6.

Z. How many cubes touch Cube Z?

- (A) 2.
- (B) 3.
- (C) 4.
- (D) 5.
- (E) 6.

Three (3) cubes touch Cube X - one that you cannot see which supports it, and two more that touch edge-to-edge. The right answer to sample Question X is B.

Five (5) cubes touch Cube Z - one which supports Cube Z, three that touch Cube Z, edge-to-edge, and one cube which touches only the lower forward corner of Z. The right answer to sample Question Z is D.


Instructions for the Actual Test

Time Allowed for Answering Questions	6 Minutes	Number of Multiple Choice Questions	14
--------------------------------------	-----------	-------------------------------------	----

As soon as the signal to begin is given, turn the page. Work as quickly as you can.

**All questions have equal weight. Your score will be based on the number of questions which you have answered correctly plus one-fifth of the number of questions for which no answer is recorded. DO NOT TURN THIS PAGE UNTIL THE MONITOR TELLS YOU TO DO SO.**

Two sample groups of cubes are shown below. In these samples, each group contains two questions. In the test, some groups will include one question, while some will include two questions.

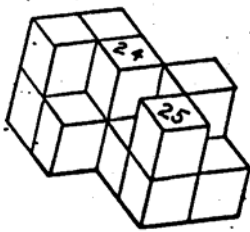


22. How many cubes touch Cube 22?

- (A) 3.
- (B) 4.
- (C) 5.
- (D) 6.
- (E) 7.

23. How many cubes touch Cube 23?

- (A) 2.
- (B) 3.
- (C) 4.
- (D) 5.
- (E) 6.



24. How many cubes touch Cube 24?

- (A) 5.
- (B) 6.
- (C) 7.
- (D) 8.
- (E) 9.

25. How many cubes touch Cube 25?

- (A) 5.
- (B) 6.
- (C) 7.
- (D) 8.
- (E) 9.

Three (3) cubes touch Cube 22 – one cube which you cannot see which supports Cube 22, and two cubes which touch 22 edge-to-edge. The correct answer to Question 22 is A.

Five (5) cubes touch Cube 23 – one cube which supports Cube 23, three which touch Cube 23 edge-to-edge, and one cube which touches only the lower forward corner of 23. The correct answer to Question 23 is D.

Nine (9) cubes touch Cube 24 - six cubes (which you can see), touch Cube 24, one cube (which you can't see) supports Cube 24, one cube (which you can't see) is on the same level and to the right of cube 24, and one cube (which you can't see) supports the cube on the same level to the upper left of Cube 24. The correct answer to Question 24 is E.

Five (5) cubes touch Cube 25 – three which you can see below 25, one which you can see on the same level which touches 25, vertical edge to vertical edge, and one (which you cannot see) which supports the cube that touches 25, vertical edge to vertical edge. The correct answer to Question 25 is A.

## VISUAL PURSUIT PRACTICE TEST

Look at the sample below. To answer each question, you are to follow each line with your eyes from its beginning on the left to the box where it ends. Each line begins next to a question. You are to mark, for each question, the letter in the box where the line ends. The first line is very dark so that you can follow it easily.

**Record Answers Here**

J	<input type="radio"/>	<input type="radio"/>	<input type="radio"/>	<input type="radio"/>	<input checked="" type="radio"/>	
K	<input type="radio"/>	<input type="radio"/>	<input type="radio"/>	<input type="radio"/>	<input type="radio"/>	
L	<input type="radio"/>	<input type="radio"/>	<input type="radio"/>	<input type="radio"/>	<input type="radio"/>	
M	<input type="radio"/>	<input type="radio"/>	<input type="radio"/>	<input type="radio"/>	<input type="radio"/>	
N	<input type="radio"/>	<input type="radio"/>	<input type="radio"/>	<input type="radio"/>	<input type="radio"/>	
O	<input type="radio"/>	<input type="radio"/>	<input type="radio"/>	<input type="radio"/>	<input type="radio"/>	
P	<input type="radio"/>	<input type="radio"/>	<input type="radio"/>	<input type="radio"/>	<input type="radio"/>	
Q	<input type="radio"/>	<input type="radio"/>	<input type="radio"/>	<input type="radio"/>	<input type="radio"/>	
R	<input type="radio"/>	<input type="radio"/>	<input type="radio"/>	<input type="radio"/>	<input type="radio"/>	
S	<input type="radio"/>	<input type="radio"/>	<input type="radio"/>	<input type="radio"/>	<input type="radio"/>	

### Explanation

To the right of Choice E for each of the 10 questions in this sample Visual Pursuit Test, there is an arrow which touches a line. The line runs from the arrow to one of the boxes on the top, bottom, or right-hand side of the maze. You are to mark, for each question, the letter in the box where that particular line ends. When one line crosses another line, you are always to follow the line that goes straight ahead.

The line that begins at Question J has been darkened so that you may trace it quickly. That line ends in a block with the letter E; therefore, Choice E is the correct answer to that question. Therefore, we have darkened Choice E for Question J.

During the test, your task will be to find the end of as many lines as you can during a short time period. You should work as quickly and accurately as you can. Most persons may find that they can be faster and more accurate on this test if they follow the lines with their eyes rather than with a pencil or finger. Other people may find that they can be faster and more accurate if they follow the lines with some kind of a pointer, like a pencil. Try the practice-test both ways and decide which way is better for you. If you use a pencil, use the eraser end or, if you use the point, be careful not to make stray pencil marks which may later confuse you.

The correct answers for the remaining questions are:

K-C; L-E; M-A; N-D; O-D; P-D; Q-C; R-A; S-E

**COMPLETE BOTH SIDES OF THIS FORM**

Name \_\_\_\_\_ S.S. # \_\_\_\_\_

Present Address \_\_\_\_\_ City \_\_\_\_\_

State \_\_\_\_\_ Zip Code \_\_\_\_\_ Telephone Number \_\_\_\_\_

Examination for \_\_\_\_\_ Municipality of \_\_\_\_\_

Candidate ID Number

**39295**


**DIRECTIONS**

CORRECT MARK

EXAMPLE  A  B  C  D  E

INCORRECT MARKS

ERASE COMPLETELY TO CHANGE




**39295**

*Do NOT write your name on this portion of the answer sheet*

**Special Codes**

Group 1     Group 6

Group 2     Group 7

Group 3     Group 8

Group 4     Group 9

Group 5     Group 10

EXAMINATION FOR		EXAMINATION NUMBER	
CITY OF		DATE	TIME STARTED
COUNTY OF			
BOROUGH OF		ROOM	TIME FINISHED
PLACE			

**Section I**

	A	B	C	D	E
1	<input type="radio"/>	<input type="radio"/>	<input type="radio"/>	<input type="radio"/>	<input type="radio"/>
2	<input type="radio"/>	<input type="radio"/>	<input type="radio"/>	<input type="radio"/>	<input type="radio"/>
3	<input type="radio"/>	<input type="radio"/>	<input type="radio"/>	<input type="radio"/>	<input type="radio"/>
4	<input type="radio"/>	<input type="radio"/>	<input type="radio"/>	<input type="radio"/>	<input type="radio"/>
5	<input type="radio"/>	<input type="radio"/>	<input type="radio"/>	<input type="radio"/>	<input type="radio"/>
6	<input type="radio"/>	<input type="radio"/>	<input type="radio"/>	<input type="radio"/>	<input type="radio"/>
7	<input type="radio"/>	<input type="radio"/>	<input type="radio"/>	<input type="radio"/>	<input type="radio"/>
8	<input type="radio"/>	<input type="radio"/>	<input type="radio"/>	<input type="radio"/>	<input type="radio"/>
9	<input type="radio"/>	<input type="radio"/>	<input type="radio"/>	<input type="radio"/>	<input type="radio"/>
10	<input type="radio"/>	<input type="radio"/>	<input type="radio"/>	<input type="radio"/>	<input type="radio"/>
11	<input type="radio"/>	<input type="radio"/>	<input type="radio"/>	<input type="radio"/>	<input type="radio"/>
12	<input type="radio"/>	<input type="radio"/>	<input type="radio"/>	<input type="radio"/>	<input type="radio"/>
13	<input type="radio"/>	<input type="radio"/>	<input type="radio"/>	<input type="radio"/>	<input type="radio"/>
14	<input type="radio"/>	<input type="radio"/>	<input type="radio"/>	<input type="radio"/>	<input type="radio"/>
15	<input type="radio"/>	<input type="radio"/>	<input type="radio"/>	<input type="radio"/>	<input type="radio"/>
16	<input type="radio"/>	<input type="radio"/>	<input type="radio"/>	<input type="radio"/>	<input type="radio"/>
17	<input type="radio"/>	<input type="radio"/>	<input type="radio"/>	<input type="radio"/>	<input type="radio"/>
18	<input type="radio"/>	<input type="radio"/>	<input type="radio"/>	<input type="radio"/>	<input type="radio"/>
19	<input type="radio"/>	<input type="radio"/>	<input type="radio"/>	<input type="radio"/>	<input type="radio"/>
20	<input type="radio"/>	<input type="radio"/>	<input type="radio"/>	<input type="radio"/>	<input type="radio"/>
21	<input type="radio"/>	<input type="radio"/>	<input type="radio"/>	<input type="radio"/>	<input type="radio"/>
22	<input type="radio"/>	<input type="radio"/>	<input type="radio"/>	<input type="radio"/>	<input type="radio"/>
23	<input type="radio"/>	<input type="radio"/>	<input type="radio"/>	<input type="radio"/>	<input type="radio"/>
24	<input type="radio"/>	<input type="radio"/>	<input type="radio"/>	<input type="radio"/>	<input type="radio"/>
25	<input type="radio"/>	<input type="radio"/>	<input type="radio"/>	<input type="radio"/>	<input type="radio"/>
26	<input type="radio"/>	<input type="radio"/>	<input type="radio"/>	<input type="radio"/>	<input type="radio"/>
27	<input type="radio"/>	<input type="radio"/>	<input type="radio"/>	<input type="radio"/>	<input type="radio"/>
28	<input type="radio"/>	<input type="radio"/>	<input type="radio"/>	<input type="radio"/>	<input type="radio"/>
29	<input type="radio"/>	<input type="radio"/>	<input type="radio"/>	<input type="radio"/>	<input type="radio"/>
30	<input type="radio"/>	<input type="radio"/>	<input type="radio"/>	<input type="radio"/>	<input type="radio"/>

**Section II**

	A	B	C	D	E
1	<input type="radio"/>	<input type="radio"/>	<input type="radio"/>	<input type="radio"/>	<input type="radio"/>
2	<input type="radio"/>	<input type="radio"/>	<input type="radio"/>	<input type="radio"/>	<input type="radio"/>
3	<input type="radio"/>	<input type="radio"/>	<input type="radio"/>	<input type="radio"/>	<input type="radio"/>
4	<input type="radio"/>	<input type="radio"/>	<input type="radio"/>	<input type="radio"/>	<input type="radio"/>
5	<input type="radio"/>	<input type="radio"/>	<input type="radio"/>	<input type="radio"/>	<input type="radio"/>
6	<input type="radio"/>	<input type="radio"/>	<input type="radio"/>	<input type="radio"/>	<input type="radio"/>
7	<input type="radio"/>	<input type="radio"/>	<input type="radio"/>	<input type="radio"/>	<input type="radio"/>
8	<input type="radio"/>	<input type="radio"/>	<input type="radio"/>	<input type="radio"/>	<input type="radio"/>
9	<input type="radio"/>	<input type="radio"/>	<input type="radio"/>	<input type="radio"/>	<input type="radio"/>
10	<input type="radio"/>	<input type="radio"/>	<input type="radio"/>	<input type="radio"/>	<input type="radio"/>
11	<input type="radio"/>	<input type="radio"/>	<input type="radio"/>	<input type="radio"/>	<input type="radio"/>
12	<input type="radio"/>	<input type="radio"/>	<input type="radio"/>	<input type="radio"/>	<input type="radio"/>
13	<input type="radio"/>	<input type="radio"/>	<input type="radio"/>	<input type="radio"/>	<input type="radio"/>
14	<input type="radio"/>	<input type="radio"/>	<input type="radio"/>	<input type="radio"/>	<input type="radio"/>
15	<input type="radio"/>	<input type="radio"/>	<input type="radio"/>	<input type="radio"/>	<input type="radio"/>
16	<input type="radio"/>	<input type="radio"/>	<input type="radio"/>	<input type="radio"/>	<input type="radio"/>
17	<input type="radio"/>	<input type="radio"/>	<input type="radio"/>	<input type="radio"/>	<input type="radio"/>
18	<input type="radio"/>	<input type="radio"/>	<input type="radio"/>	<input type="radio"/>	<input type="radio"/>
19	<input type="radio"/>	<input type="radio"/>	<input type="radio"/>	<input type="radio"/>	<input type="radio"/>
20	<input type="radio"/>	<input type="radio"/>	<input type="radio"/>	<input type="radio"/>	<input type="radio"/>
21	<input type="radio"/>	<input type="radio"/>	<input type="radio"/>	<input type="radio"/>	<input type="radio"/>
22	<input type="radio"/>	<input type="radio"/>	<input type="radio"/>	<input type="radio"/>	<input type="radio"/>
23	<input type="radio"/>	<input type="radio"/>	<input type="radio"/>	<input type="radio"/>	<input type="radio"/>
24	<input type="radio"/>	<input type="radio"/>	<input type="radio"/>	<input type="radio"/>	<input type="radio"/>
25	<input type="radio"/>	<input type="radio"/>	<input type="radio"/>	<input type="radio"/>	<input type="radio"/>
26	<input type="radio"/>	<input type="radio"/>	<input type="radio"/>	<input type="radio"/>	<input type="radio"/>
27	<input type="radio"/>	<input type="radio"/>	<input type="radio"/>	<input type="radio"/>	<input type="radio"/>
28	<input type="radio"/>	<input type="radio"/>	<input type="radio"/>	<input type="radio"/>	<input type="radio"/>
29	<input type="radio"/>	<input type="radio"/>	<input type="radio"/>	<input type="radio"/>	<input type="radio"/>
30	<input type="radio"/>	<input type="radio"/>	<input type="radio"/>	<input type="radio"/>	<input type="radio"/>

**Section III**

	A	B	C	D	E
1	<input type="radio"/>	<input type="radio"/>	<input type="radio"/>	<input type="radio"/>	<input type="radio"/>
2	<input type="radio"/>	<input type="radio"/>	<input type="radio"/>	<input type="radio"/>	<input type="radio"/>
3	<input type="radio"/>	<input type="radio"/>	<input type="radio"/>	<input type="radio"/>	<input type="radio"/>
4	<input type="radio"/>	<input type="radio"/>	<input type="radio"/>	<input type="radio"/>	<input type="radio"/>
5	<input type="radio"/>	<input type="radio"/>	<input type="radio"/>	<input type="radio"/>	<input type="radio"/>
6	<input type="radio"/>	<input type="radio"/>	<input type="radio"/>	<input type="radio"/>	<input type="radio"/>
7	<input type="radio"/>	<input type="radio"/>	<input type="radio"/>	<input type="radio"/>	<input type="radio"/>
8	<input type="radio"/>	<input type="radio"/>	<input type="radio"/>	<input type="radio"/>	<input type="radio"/>
9	<input type="radio"/>	<input type="radio"/>	<input type="radio"/>	<input type="radio"/>	<input type="radio"/>
10	<input type="radio"/>	<input type="radio"/>	<input type="radio"/>	<input type="radio"/>	<input type="radio"/>
11	<input type="radio"/>	<input type="radio"/>	<input type="radio"/>	<input type="radio"/>	<input type="radio"/>
12	<input type="radio"/>	<input type="radio"/>	<input type="radio"/>	<input type="radio"/>	<input type="radio"/>
13	<input type="radio"/>	<input type="radio"/>	<input type="radio"/>	<input type="radio"/>	<input type="radio"/>
14	<input type="radio"/>	<input type="radio"/>	<input type="radio"/>	<input type="radio"/>	<input type="radio"/>
15	<input type="radio"/>	<input type="radio"/>	<input type="radio"/>	<input type="radio"/>	<input type="radio"/>
16	<input type="radio"/>	<input type="radio"/>	<input type="radio"/>	<input type="radio"/>	<input type="radio"/>
17	<input type="radio"/>	<input type="radio"/>	<input type="radio"/>	<input type="radio"/>	<input type="radio"/>
18	<input type="radio"/>	<input type="radio"/>	<input type="radio"/>	<input type="radio"/>	<input type="radio"/>
19	<input type="radio"/>	<input type="radio"/>	<input type="radio"/>	<input type="radio"/>	<input type="radio"/>
20	<input type="radio"/>	<input type="radio"/>	<input type="radio"/>	<input type="radio"/>	<input type="radio"/>
21	<input type="radio"/>	<input type="radio"/>	<input type="radio"/>	<input type="radio"/>	<input type="radio"/>
22	<input type="radio"/>	<input type="radio"/>	<input type="radio"/>	<input type="radio"/>	<input type="radio"/>
23	<input type="radio"/>	<input type="radio"/>	<input type="radio"/>	<input type="radio"/>	<input type="radio"/>
24	<input type="radio"/>	<input type="radio"/>	<input type="radio"/>	<input type="radio"/>	<input type="radio"/>
25	<input type="radio"/>	<input type="radio"/>	<input type="radio"/>	<input type="radio"/>	<input type="radio"/>
26	<input type="radio"/>	<input type="radio"/>	<input type="radio"/>	<input type="radio"/>	<input type="radio"/>
27	<input type="radio"/>	<input type="radio"/>	<input type="radio"/>	<input type="radio"/>	<input type="radio"/>
28	<input type="radio"/>	<input type="radio"/>	<input type="radio"/>	<input type="radio"/>	<input type="radio"/>
29	<input type="radio"/>	<input type="radio"/>	<input type="radio"/>	<input type="radio"/>	<input type="radio"/>
30	<input type="radio"/>	<input type="radio"/>	<input type="radio"/>	<input type="radio"/>	<input type="radio"/>

**Section IV**

	A	B	C	D	E
1	<input type="radio"/>	<input type="radio"/>	<input type="radio"/>	<input type="radio"/>	<input type="radio"/>
2	<input type="radio"/>	<input type="radio"/>	<input type="radio"/>	<input type="radio"/>	<input type="radio"/>
3	<input type="radio"/>	<input type="radio"/>	<input type="radio"/>	<input type="radio"/>	<input type="radio"/>
4	<input type="radio"/>	<input type="radio"/>	<input type="radio"/>	<input type="radio"/>	<input type="radio"/>
5	<input type="radio"/>	<input type="radio"/>	<input type="radio"/>	<input type="radio"/>	<input type="radio"/>
6	<input type="radio"/>	<input type="radio"/>	<input type="radio"/>	<input type="radio"/>	<input type="radio"/>
7	<input type="radio"/>	<input type="radio"/>	<input type="radio"/>	<input type="radio"/>	<input type="radio"/>
8	<input type="radio"/>	<input type="radio"/>	<input type="radio"/>	<input type="radio"/>	<input type="radio"/>
9	<input type="radio"/>	<input type="radio"/>	<input type="radio"/>	<input type="radio"/>	<input type="radio"/>
10	<input type="radio"/>	<input type="radio"/>	<input type="radio"/>	<input type="radio"/>	<input type="radio"/>
11	<input type="radio"/>	<input type="radio"/>	<input type="radio"/>	<input type="radio"/>	<input type="radio"/>
12	<input type="radio"/>	<input type="radio"/>	<input type="radio"/>	<input type="radio"/>	<input type="radio"/>
13	<input type="radio"/>	<input type="radio"/>	<input type="radio"/>	<input type="radio"/>	<input type="radio"/>
14	<input type="radio"/>	<input type="radio"/>	<input type="radio"/>	<input type="radio"/>	<input type="radio"/>
15	<input type="radio"/>	<input type="radio"/>	<input type="radio"/>	<input type="radio"/>	<input type="radio"/>
16	<input type="radio"/>	<input type="radio"/>	<input type="radio"/>	<input type="radio"/>	<input type="radio"/>
17	<input type="radio"/>	<input type="radio"/>	<input type="radio"/>	<input type="radio"/>	<input type="radio"/>
18	<input type="radio"/>	<input type="radio"/>	<input type="radio"/>	<input type="radio"/>	<input type="radio"/>
19	<input type="radio"/>	<input type="radio"/>	<input type="radio"/>	<input type="radio"/>	<input type="radio"/>
20	<input type="radio"/>	<input type="radio"/>	<input type="radio"/>	<input type="radio"/>	<input type="radio"/>
21	<input type="radio"/>	<input type="radio"/>	<input type="radio"/>	<input type="radio"/>	<input type="radio"/>
22	<input type="radio"/>	<input type="radio"/>	<input type="radio"/>	<input type="radio"/>	<input type="radio"/>
23	<input type="radio"/>	<input type="radio"/>	<input type="radio"/>	<input type="radio"/>	<input type="radio"/>
24	<input type="radio"/>	<input type="radio"/>	<input type="radio"/>	<input type="radio"/>	<input type="radio"/>
25	<input type="radio"/>	<input type="radio"/>	<input type="radio"/>	<input type="radio"/>	<input type="radio"/>
26	<input type="radio"/>	<input type="radio"/>	<input type="radio"/>	<input type="radio"/>	<input type="radio"/>
27	<input type="radio"/>	<input type="radio"/>	<input type="radio"/>	<input type="radio"/>	<input type="radio"/>
28	<input type="radio"/>	<input type="radio"/>	<input type="radio"/>	<input type="radio"/>	<input type="radio"/>
29	<input type="radio"/>	<input type="radio"/>	<input type="radio"/>	<input type="radio"/>	<input type="radio"/>
30	<input type="radio"/>	<input type="radio"/>	<input type="radio"/>	<input type="radio"/>	<input type="radio"/>

"I will abide by the instructions to the candidates given to me either in writing, or orally, by the persons administering the test. I realize that I may be disqualified for violations in any of the conditions under which this test is administered."

"I understand that the question booklet is the property of McCann Associates, and/or this municipality and that I am not permitted to remove it or any part of it from the examination room."

"As a condition of being allowed to take this written test, I agree not to copy, print or otherwise reproduce any of the questions, nor make them available to anyone else, so that they may be published, orally, or in writing."

Signature \_\_\_\_\_ Date \_\_\_\_\_

Section V					Section VI					Section VII					Section VIII								
A	B	C	D	E	A	B	C	D	E	A	B	C	D	E	A	B	C	D	E				
1	<input type="radio"/>	<input type="radio"/>	<input type="radio"/>	<input type="radio"/>	<input type="radio"/>	1	<input type="radio"/>	<input type="radio"/>	<input type="radio"/>	<input type="radio"/>	<input type="radio"/>	1	<input type="radio"/>	<input type="radio"/>	<input type="radio"/>	<input type="radio"/>	<input type="radio"/>	1	<input type="radio"/>	<input type="radio"/>	<input type="radio"/>	<input type="radio"/>	<input type="radio"/>
2	<input type="radio"/>	<input type="radio"/>	<input type="radio"/>	<input type="radio"/>	<input type="radio"/>	2	<input type="radio"/>	<input type="radio"/>	<input type="radio"/>	<input type="radio"/>	<input type="radio"/>	2	<input type="radio"/>	<input type="radio"/>	<input type="radio"/>	<input type="radio"/>	<input type="radio"/>	2	<input type="radio"/>	<input type="radio"/>	<input type="radio"/>	<input type="radio"/>	<input type="radio"/>
3	<input type="radio"/>	<input type="radio"/>	<input type="radio"/>	<input type="radio"/>	<input type="radio"/>	3	<input type="radio"/>	<input type="radio"/>	<input type="radio"/>	<input type="radio"/>	<input type="radio"/>	3	<input type="radio"/>	<input type="radio"/>	<input type="radio"/>	<input type="radio"/>	<input type="radio"/>	3	<input type="radio"/>	<input type="radio"/>	<input type="radio"/>	<input type="radio"/>	<input type="radio"/>
4	<input type="radio"/>	<input type="radio"/>	<input type="radio"/>	<input type="radio"/>	<input type="radio"/>	4	<input type="radio"/>	<input type="radio"/>	<input type="radio"/>	<input type="radio"/>	<input type="radio"/>	4	<input type="radio"/>	<input type="radio"/>	<input type="radio"/>	<input type="radio"/>	<input type="radio"/>	4	<input type="radio"/>	<input type="radio"/>	<input type="radio"/>	<input type="radio"/>	<input type="radio"/>
5	<input type="radio"/>	<input type="radio"/>	<input type="radio"/>	<input type="radio"/>	<input type="radio"/>	5	<input type="radio"/>	<input type="radio"/>	<input type="radio"/>	<input type="radio"/>	<input type="radio"/>	5	<input type="radio"/>	<input type="radio"/>	<input type="radio"/>	<input type="radio"/>	<input type="radio"/>	5	<input type="radio"/>	<input type="radio"/>	<input type="radio"/>	<input type="radio"/>	<input type="radio"/>
6	<input type="radio"/>	<input type="radio"/>	<input type="radio"/>	<input type="radio"/>	<input type="radio"/>	6	<input type="radio"/>	<input type="radio"/>	<input type="radio"/>	<input type="radio"/>	<input type="radio"/>	6	<input type="radio"/>	<input type="radio"/>	<input type="radio"/>	<input type="radio"/>	<input type="radio"/>	6	<input type="radio"/>	<input type="radio"/>	<input type="radio"/>	<input type="radio"/>	<input type="radio"/>
7	<input type="radio"/>	<input type="radio"/>	<input type="radio"/>	<input type="radio"/>	<input type="radio"/>	7	<input type="radio"/>	<input type="radio"/>	<input type="radio"/>	<input type="radio"/>	<input type="radio"/>	7	<input type="radio"/>	<input type="radio"/>	<input type="radio"/>	<input type="radio"/>	<input type="radio"/>	7	<input type="radio"/>	<input type="radio"/>	<input type="radio"/>	<input type="radio"/>	<input type="radio"/>
8	<input type="radio"/>	<input type="radio"/>	<input type="radio"/>	<input type="radio"/>	<input type="radio"/>	8	<input type="radio"/>	<input type="radio"/>	<input type="radio"/>	<input type="radio"/>	<input type="radio"/>	8	<input type="radio"/>	<input type="radio"/>	<input type="radio"/>	<input type="radio"/>	<input type="radio"/>	8	<input type="radio"/>	<input type="radio"/>	<input type="radio"/>	<input type="radio"/>	<input type="radio"/>
9	<input type="radio"/>	<input type="radio"/>	<input type="radio"/>	<input type="radio"/>	<input type="radio"/>	9	<input type="radio"/>	<input type="radio"/>	<input type="radio"/>	<input type="radio"/>	<input type="radio"/>	9	<input type="radio"/>	<input type="radio"/>	<input type="radio"/>	<input type="radio"/>	<input type="radio"/>	9	<input type="radio"/>	<input type="radio"/>	<input type="radio"/>	<input type="radio"/>	<input type="radio"/>
10	<input type="radio"/>	<input type="radio"/>	<input type="radio"/>	<input type="radio"/>	<input type="radio"/>	10	<input type="radio"/>	<input type="radio"/>	<input type="radio"/>	<input type="radio"/>	<input type="radio"/>	10	<input type="radio"/>	<input type="radio"/>	<input type="radio"/>	<input type="radio"/>	<input type="radio"/>	10	<input type="radio"/>	<input type="radio"/>	<input type="radio"/>	<input type="radio"/>	<input type="radio"/>
11	<input type="radio"/>	<input type="radio"/>	<input type="radio"/>	<input type="radio"/>	<input type="radio"/>	11	<input type="radio"/>	<input type="radio"/>	<input type="radio"/>	<input type="radio"/>	<input type="radio"/>	11	<input type="radio"/>	<input type="radio"/>	<input type="radio"/>	<input type="radio"/>	<input type="radio"/>	11	<input type="radio"/>	<input type="radio"/>	<input type="radio"/>	<input type="radio"/>	<input type="radio"/>
12	<input type="radio"/>	<input type="radio"/>	<input type="radio"/>	<input type="radio"/>	<input type="radio"/>	12	<input type="radio"/>	<input type="radio"/>	<input type="radio"/>	<input type="radio"/>	<input type="radio"/>	12	<input type="radio"/>	<input type="radio"/>	<input type="radio"/>	<input type="radio"/>	<input type="radio"/>	12	<input type="radio"/>	<input type="radio"/>	<input type="radio"/>	<input type="radio"/>	<input type="radio"/>
13	<input type="radio"/>	<input type="radio"/>	<input type="radio"/>	<input type="radio"/>	<input type="radio"/>	13	<input type="radio"/>	<input type="radio"/>	<input type="radio"/>	<input type="radio"/>	<input type="radio"/>	13	<input type="radio"/>	<input type="radio"/>	<input type="radio"/>	<input type="radio"/>	<input type="radio"/>	13	<input type="radio"/>	<input type="radio"/>	<input type="radio"/>	<input type="radio"/>	<input type="radio"/>
14	<input type="radio"/>	<input type="radio"/>	<input type="radio"/>	<input type="radio"/>	<input type="radio"/>	14	<input type="radio"/>	<input type="radio"/>	<input type="radio"/>	<input type="radio"/>	<input type="radio"/>	14	<input type="radio"/>	<input type="radio"/>	<input type="radio"/>	<input type="radio"/>	<input type="radio"/>	14	<input type="radio"/>	<input type="radio"/>	<input type="radio"/>	<input type="radio"/>	<input type="radio"/>
15	<input type="radio"/>	<input type="radio"/>	<input type="radio"/>	<input type="radio"/>	<input type="radio"/>	15	<input type="radio"/>	<input type="radio"/>	<input type="radio"/>	<input type="radio"/>	<input type="radio"/>	15	<input type="radio"/>	<input type="radio"/>	<input type="radio"/>	<input type="radio"/>	<input type="radio"/>	15	<input type="radio"/>	<input type="radio"/>	<input type="radio"/>	<input type="radio"/>	<input type="radio"/>
16	<input type="radio"/>	<input type="radio"/>	<input type="radio"/>	<input type="radio"/>	<input type="radio"/>	16	<input type="radio"/>	<input type="radio"/>	<input type="radio"/>	<input type="radio"/>	<input type="radio"/>	16	<input type="radio"/>	<input type="radio"/>	<input type="radio"/>	<input type="radio"/>	<input type="radio"/>	16	<input type="radio"/>	<input type="radio"/>	<input type="radio"/>	<input type="radio"/>	<input type="radio"/>
17	<input type="radio"/>	<input type="radio"/>	<input type="radio"/>	<input type="radio"/>	<input type="radio"/>	17	<input type="radio"/>	<input type="radio"/>	<input type="radio"/>	<input type="radio"/>	<input type="radio"/>	17	<input type="radio"/>	<input type="radio"/>	<input type="radio"/>	<input type="radio"/>	<input type="radio"/>	17	<input type="radio"/>	<input type="radio"/>	<input type="radio"/>	<input type="radio"/>	<input type="radio"/>
18	<input type="radio"/>	<input type="radio"/>	<input type="radio"/>	<input type="radio"/>	<input type="radio"/>	18	<input type="radio"/>	<input type="radio"/>	<input type="radio"/>	<input type="radio"/>	<input type="radio"/>	18	<input type="radio"/>	<input type="radio"/>	<input type="radio"/>	<input type="radio"/>	<input type="radio"/>	18	<input type="radio"/>	<input type="radio"/>	<input type="radio"/>	<input type="radio"/>	<input type="radio"/>
19	<input type="radio"/>	<input type="radio"/>	<input type="radio"/>	<input type="radio"/>	<input type="radio"/>	19	<input type="radio"/>	<input type="radio"/>	<input type="radio"/>	<input type="radio"/>	<input type="radio"/>	19	<input type="radio"/>	<input type="radio"/>	<input type="radio"/>	<input type="radio"/>	<input type="radio"/>	19	<input type="radio"/>	<input type="radio"/>	<input type="radio"/>	<input type="radio"/>	<input type="radio"/>
20	<input type="radio"/>	<input type="radio"/>	<input type="radio"/>	<input type="radio"/>	<input type="radio"/>	20	<input type="radio"/>	<input type="radio"/>	<input type="radio"/>	<input type="radio"/>	<input type="radio"/>	20	<input type="radio"/>	<input type="radio"/>	<input type="radio"/>	<input type="radio"/>	<input type="radio"/>	20	<input type="radio"/>	<input type="radio"/>	<input type="radio"/>	<input type="radio"/>	<input type="radio"/>
21	<input type="radio"/>	<input type="radio"/>	<input type="radio"/>	<input type="radio"/>	<input type="radio"/>	21	<input type="radio"/>	<input type="radio"/>	<input type="radio"/>	<input type="radio"/>	<input type="radio"/>	21	<input type="radio"/>	<input type="radio"/>	<input type="radio"/>	<input type="radio"/>	<input type="radio"/>	21	<input type="radio"/>	<input type="radio"/>	<input type="radio"/>	<input type="radio"/>	<input type="radio"/>
22	<input type="radio"/>	<input type="radio"/>	<input type="radio"/>	<input type="radio"/>	<input type="radio"/>	22	<input type="radio"/>	<input type="radio"/>	<input type="radio"/>	<input type="radio"/>	<input type="radio"/>	22	<input type="radio"/>	<input type="radio"/>	<input type="radio"/>	<input type="radio"/>	<input type="radio"/>	22	<input type="radio"/>	<input type="radio"/>	<input type="radio"/>	<input type="radio"/>	<input type="radio"/>
23	<input type="radio"/>	<input type="radio"/>	<input type="radio"/>	<input type="radio"/>	<input type="radio"/>	23	<input type="radio"/>	<input type="radio"/>	<input type="radio"/>	<input type="radio"/>	<input type="radio"/>	23	<input type="radio"/>	<input type="radio"/>	<input type="radio"/>	<input type="radio"/>	<input type="radio"/>	23	<input type="radio"/>	<input type="radio"/>	<input type="radio"/>	<input type="radio"/>	<input type="radio"/>
24	<input type="radio"/>	<input type="radio"/>	<input type="radio"/>	<input type="radio"/>	<input type="radio"/>	24	<input type="radio"/>	<input type="radio"/>	<input type="radio"/>	<input type="radio"/>	<input type="radio"/>	24	<input type="radio"/>	<input type="radio"/>	<input type="radio"/>	<input type="radio"/>	<input type="radio"/>	24	<input type="radio"/>	<input type="radio"/>	<input type="radio"/>	<input type="radio"/>	<input type="radio"/>
25	<input type="radio"/>	<input type="radio"/>	<input type="radio"/>	<input type="radio"/>	<input type="radio"/>	25	<input type="radio"/>	<input type="radio"/>	<input type="radio"/>	<input type="radio"/>	<input type="radio"/>	25	<input type="radio"/>	<input type="radio"/>	<input type="radio"/>	<input type="radio"/>	<input type="radio"/>	25	<input type="radio"/>	<input type="radio"/>	<input type="radio"/>	<input type="radio"/>	<input type="radio"/>
26	<input type="radio"/>	<input type="radio"/>	<input type="radio"/>	<input type="radio"/>	<input type="radio"/>	26	<input type="radio"/>	<input type="radio"/>	<input type="radio"/>	<input type="radio"/>	<input type="radio"/>	26	<input type="radio"/>	<input type="radio"/>	<input type="radio"/>	<input type="radio"/>	<input type="radio"/>	26	<input type="radio"/>	<input type="radio"/>	<input type="radio"/>	<input type="radio"/>	<input type="radio"/>
27	<input type="radio"/>	<input type="radio"/>	<input type="radio"/>	<input type="radio"/>	<input type="radio"/>	27	<input type="radio"/>	<input type="radio"/>	<input type="radio"/>	<input type="radio"/>	<input type="radio"/>	27	<input type="radio"/>	<input type="radio"/>	<input type="radio"/>	<input type="radio"/>	<input type="radio"/>	27	<input type="radio"/>	<input type="radio"/>	<input type="radio"/>	<input type="radio"/>	<input type="radio"/>
28	<input type="radio"/>	<input type="radio"/>	<input type="radio"/>	<input type="radio"/>	<input type="radio"/>	28	<input type="radio"/>	<input type="radio"/>	<input type="radio"/>	<input type="radio"/>	<input type="radio"/>	28	<input type="radio"/>	<input type="radio"/>	<input type="radio"/>	<input type="radio"/>	<input type="radio"/>	28	<input type="radio"/>	<input type="radio"/>	<input type="radio"/>	<input type="radio"/>	<input type="radio"/>
29	<input type="radio"/>	<input type="radio"/>	<input type="radio"/>	<input type="radio"/>	<input type="radio"/>	29	<input type="radio"/>	<input type="radio"/>	<input type="radio"/>	<input type="radio"/>	<input type="radio"/>	29	<input type="radio"/>	<input type="radio"/>	<input type="radio"/>	<input type="radio"/>	<input type="radio"/>	29	<input type="radio"/>	<input type="radio"/>	<input type="radio"/>	<input type="radio"/>	<input type="radio"/>
30	<input type="radio"/>	<input type="radio"/>	<input type="radio"/>	<input type="radio"/>	<input type="radio"/>	30	<input type="radio"/>	<input type="radio"/>	<input type="radio"/>	<input type="radio"/>	<input type="radio"/>	30	<input type="radio"/>	<input type="radio"/>	<input type="radio"/>	<input type="radio"/>	<input type="radio"/>	30	<input type="radio"/>	<input type="radio"/>	<input type="radio"/>	<input type="radio"/>	<input type="radio"/>

Printed in the U.S.A. (C3,F3) CP98-1716

DO NOT MARK IN THIS AREA.



39295

©1997 McCann Associates Inc.

McCANN  
ASSOCIATES

QUESTION BOOKLET  
FOR  
(Rank to be tested)

Question Booklet

WRITE YOUR IDENTIFICATION  
NUMBER IN THE BOX

**Directions**

Write your identification number in the box above. Read all of the instructions on this front cover, and also the instructions on the outside of the back cover. You are NOT to open the booklet for any reason until the Monitor instructs all of the candidates at once to “Open the booklet and begin the test.”

Instructions for recording your answers on the separate answer sheet are found on the outside of the back cover of this booklet and should be read carefully before you begin to answer the questions. Also, remember to read carefully any instructions that are part of the test. Interpreting and following directions are part of the examination. You may make marks in the booklet. If you need to make calculations, use the margins of the booklet.

Candidates are positively forbidden to take this booklet or any part thereof from the examining room. This booklet is the property of McCann Associates, and is loaned to you only for use in this examination. All examination material must be returned to the Monitor before candidates leave. All materials in this booklet are covered by copyright.

The questions in this test are not intended to be tricky or misleading. Read each question carefully before answering.

Your task is to select the choice for each question which you believe to be the most acceptable of the choices offered. You are to select one choice and only one to each question. The choice you select for each question will be scored “right” or “wrong” on the basis of the standard answer which has been determined to be the most acceptable. Any unanswered question is counted as “wrong.” Any single question to which you record two or more answers will be counted as “wrong.”

## GENERAL INSTRUCTIONS

You should have already printed the information required in the box on the tear-off portion of the answer sheet, as well as in the area above where you record your answers. Check to make sure you have recorded the position for which you are being examined, the examination number (if there is one), the date, the place, and, if appropriate, the room number. **BE SURE THAT THE IDENTIFICATION NUMBER** printed on the remaining portion of the answer sheet is also recorded on the front cover of this booklet. For your protection, your answer sheet is identified only by this number until after it has been scored. **DO NOT WRITE YOUR NAME ON THE ANSWER SHEET OR ANY OTHER TEST MATERIAL PROVIDED TO YOU.**

You are not allowed to use books or other reference materials. Before the test begins, turn over any such aids to the Monitor, who will return them to you after the test. Failure to do so may disqualify you. You are forbidden to communicate with any other candidate, or to give or to receive help from any person or source during the course of this test. **KEEP YOUR OWN WORK COVERED.** Copying from another candidate or permitting another candidate to copy from your answer sheet is cause for disqualification.

The Monitor is forbidden to explain the meaning of any question, or to give any information which may help to answer a test question. Any necessary explanations will be made to the entire room. Do not leave the room without the permission of the Monitor. If you leave the room without permission, your papers will be taken and will not be reissued to you.

If you wish to withdraw from this test without completing it, write across your answer sheet “I withdraw” and sign your name. If you withdraw, you will not be permitted to leave the room until ½ hour after the “Time Started.” When you finish the test, review your question booklet carefully to make certain that you have answered as many of the questions as you can. Signal the Monitor, and stay in your seat until the Monitor collects and checks all material.

### How to Record Your Answers on the Answer Sheet

The answer sheets are scanned into a computer and scored. The process is done twice to verify accuracy. However, accurate scoring also depends upon candidates following these instructions:

1. Use a No. 2 pencil.
2. Be sure to mark your answers **DARKLY** on the answer sheet. Fill in the **ENTIRE** oval.
3. Every question is identified by its own number. After you have read a question and decided which answer is best, you should note the letter, (A) or (B) or (C) or (D) or (E), for that choice on the answer sheet.
4. Be certain to record your answer on the right line for that question. Misplaced answers are counted as wrong answers.
5. Do not mark more than one answer per question. Double answers are counted as wrong answers.
6. If you change your mind about the best answer to a question, **COMPLETELY** erase the black mark for the answer you want to change and make a new black mark for the new answer. Thorough erasing is important, but **DO NOT** erase so thoroughly as to tear the paper.